

EXTRUDED FIXED BLADE WEATHER LOUVRE

Information & Spec Sheet



DESIGN

Good rain Protection and flanged, recessed and reversed available.

Basic Weather louvres are designed for low air velocities of up to 2m/s to reduce the chances of water ingress.

All Standard Weather Louvres are designed to offer good protection to the ingress of rain. However the single bank blade does mean in certain extreme weather conditions water can be forced through.

Where rain Ingress must be prevented, we would recommend high performance Louvres see our A1 class information.

FEATURES

- To Restrict Rain entering Building - 50% Open
- 50% Open Area
- Lightweight Aluminium Construction
- Powdercoat Options Available
- Economically Priced
- Mill Finish As Standard
- Class B Protection To EN13030 2002



All Engineered Air Treatment
Damper designs have been tried
and tested for over 35 years.

All materials used are
class 'A' Fully traceable
as part of ISO 9001



STANDARD LAYOUT

MATERIALS	Extruded Aluminium Throughout
BLADES	Screwed Into Frame
FLANGES	See WL Type
BIRDCUARD	As Standard
FINISH	Mill Finish
SIZING	5 to 10mm Always Removed From Nominal To Ensure It Fits The Aperture

OPTIONS

FLANGES	46mm, 50mm, 75mm
LIFTING LUGS	Available
FINISH	PPC To Any RAL/BS

PERFORMANCE DATA

BSRIA Testing

WL/5 standard weather louvres have been tested against:
BS EN 13030:2001

The testing was carried out in April 2013 by BSRIA in Bracknell, Berkshire, England.
Copies of the test reports are available on request.

Performance

Louvres are subjected to simulated rainfall of 75mm per hour, with a wind speed of 13m/s (29mph).

Rain ingress is then measured at various draw speeds through the louvres, this is in addition to the constant 13m/s simulated wind speed.

WL75 louvres were tested with an optional rear mounted drip tray, this will have had negligible impact on the airflow but a large impact on rain resistance.

Headline figures are shown here, a copy of the full test report is available on request.

WL75 - DT: (WL75 complete with rear mounted drip tray)

Mean airflow coefficient: 0.252 (Class 3)

Rain rejection: Class C up to approx. 1.4 m/s draw velocity
Class D above approx. 1.4 m/s draw velocity

ADDITIONAL DAMPER INFORMATION

Engineered Air Treatment Ltd. Pride themselves on solving Damper issues and due to the many options available we would recommend contacting our sales team who would also assist where possible.



We have experience of supplying dampers from **-30°C to +80°C**



Approx **WL 38 = 12Kg's per m²**, **WL 50 = 12.5Kg's per m²**, **WL 75 = 15Kg's per m²**.
We can supply lifting eyes if required.




Please see graph overleaf



Minimum **100x100mm**, maximum **2900x2900mm** Module size, For bigger sizes speak to sales staff.

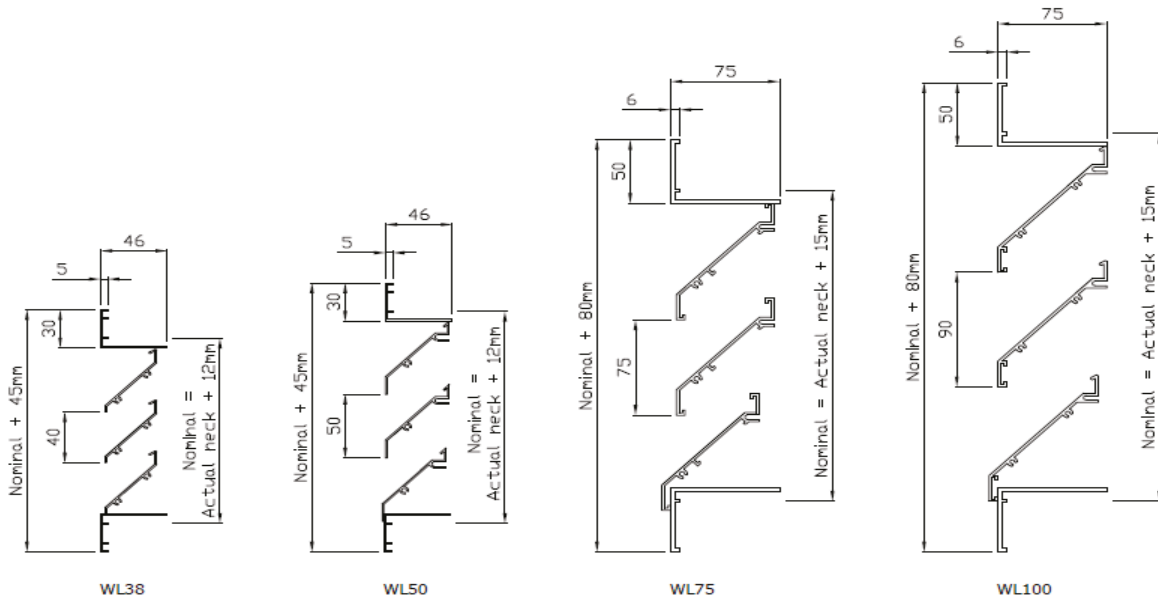
PRESSURE DROP

Selection data: WL38 and WL50

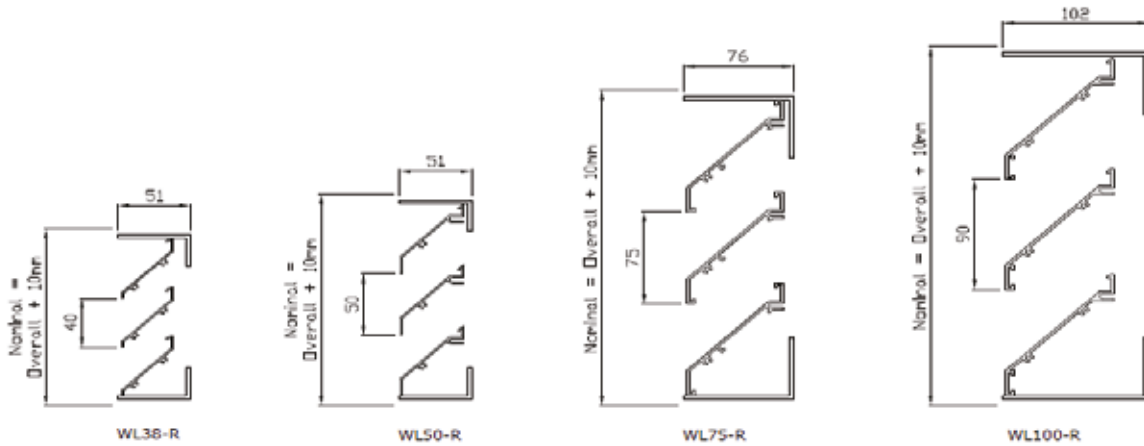


FLANGE DETAILS

Flanged (standard)



Recessed frame - REC (optional)



Fixings

None (Standard)

Most weather louvres are supplied with no fixings.

In this instance we recommend drilling through either the louvre flange or the neck, and screwing directly into the supporting structure with an appropriate fixing.



Pre-punched face fixing holes - Ordering code FH

5.7mm countersunk fixing holes will be punched into the louvre frame before powder coating, allowing quick and easy fitting on site.

Number and layout of fixing holes will be appropriate to louvre size. Arrangements can be specified.

Supplied with pozidrive self tapping screws in the same finish as the louvre.

Only available with flanged and reversed flange louvres.



APEX FBWL



The Apex Weather Louve is produced for a restaurant in Scotland, The customer wanted a feature of a multi purpose uses for airflow and to suit an apex design.



Engineered Air Treatment are proud of our quality record which allows us to have complete confidence in the products we offer. We adhere to our ISO9001 accreditation and install these values into our valuable employees. This confidence allows us to offer a 2 year warranty with all our products.

We also have complete traceability and files over 20 years old to look back on. We are a can do company.

CE Marking for Standard Dampers

The CE marking shall be the only marking which attests the conformity of the product with the applicable requirements of the relevant Community harmonisation legislation providing for its affixing"

There is also currently no relevant Community Harmonisation Legislation for a standard damper to adhere to and so CE marking to an official European standard is not possible.

CE Marking is required if dampers are Classed as fire rated safety products or according the building regulation 2016 a supporting the structure of the building, that is unless it comes into the Bespoke construction Section of the legislation and then due care and diligence needs to be illustrated.

This is our own interpretation of the current legislation and would react accordingly if required by law.

Engineered Air Treatment Ltd are a ISO9001: 2015 certified company, and can offer full material certification and traceability. We can also issue Certificate of Conformity, stating that we have supplied as ordered. We also supply EC Declaration of Incorporation with our products.